
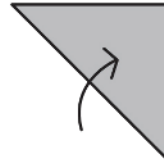


- Choose one of the outside flaps.
- Spell the word while the person holding the cootie catcher moves it open and close according to the number of letters in the word.
- Choose an inner flap number and move it open and closed according to the number selected.
- Open the flap, read and discuss how to implement it in their lives.

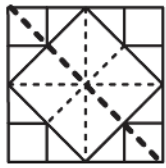
Folding Instructions



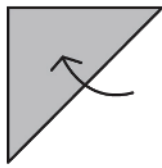
Cut out the square.



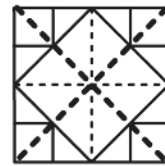
Fold over.



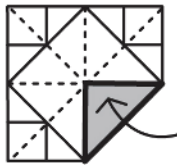
Unfold.




Fold over.



Unfold.



Fold all
4 Corners
to Center.



So it
Looks
Like This.



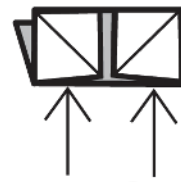
Keep Folds
Together &
Turn Over.



Now Fold
All the
Corners in
Again.



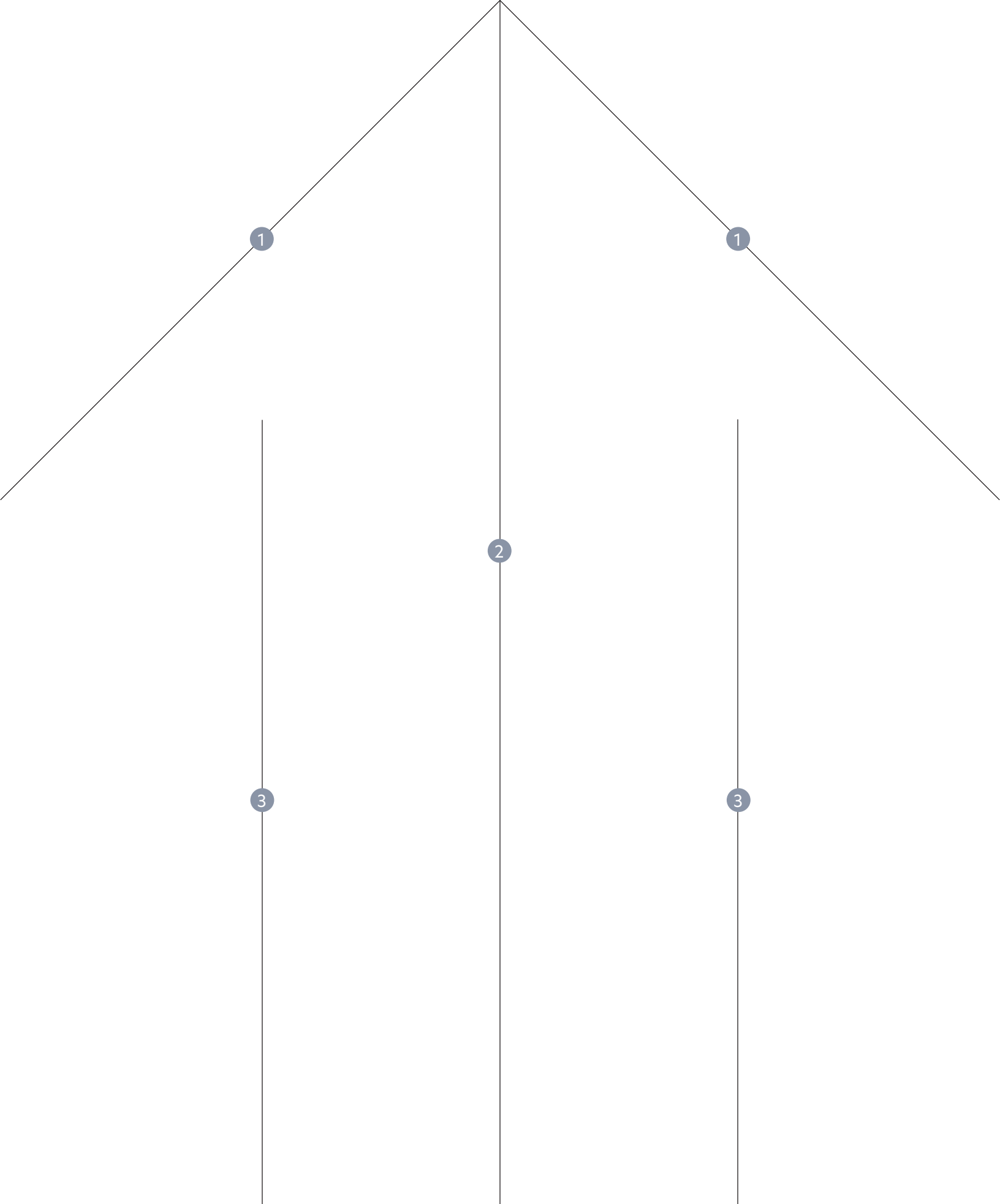
Until it
Looks Like
This.



Fold in half
inwards.

insert fingers
in pockets





What to Do:
Print on paper.
One for each Small Group.

"Paper Airplane Instructions" Activity Page
February 2026, Week 4, Small Group Preteen
© 2025 Amazing Life Foundation, Inc. All rights reserved.

What to Do:

Print on 8 1/2-inch x 14-inch paper.
One for every kid.

"Prayer Journal" Activity Page


February 2026, Week 4, Small Group Preteen
© 2025 Amazing Life Foundation, Inc. All rights reserved.

FRONT

2



PRAYER JOURNAL



GOD LOVES THE WHOLE WORLD.

BACK

3



SHARE **THE LOVE** OF JESUS

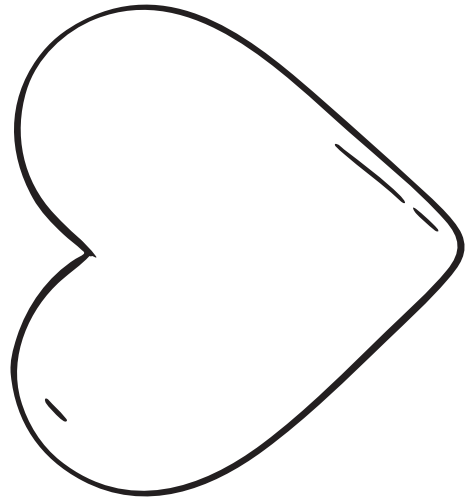
LIKE AND SUBSCRIBE



LOVE GOD.

7

4



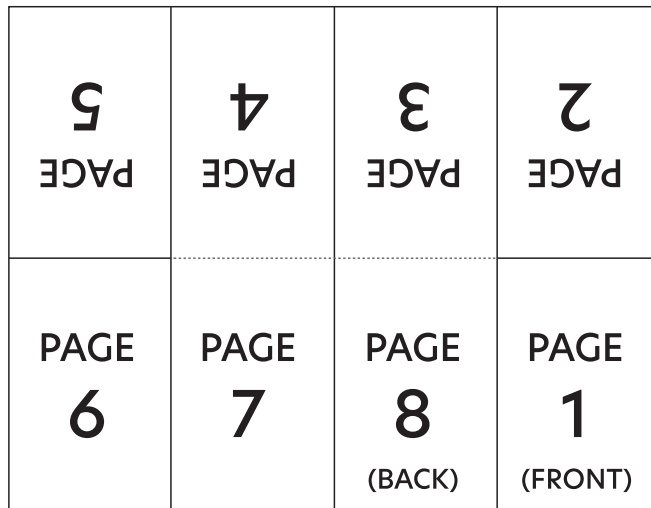
LOVE OTHERS.

9

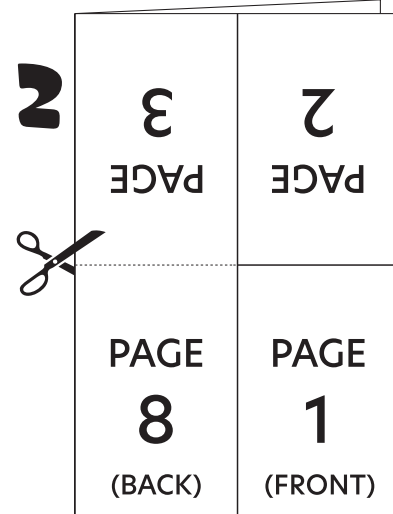
SHOW THE LOVE OF JESUS TO PEOPLE IN NEED.

5


THE LOVE OF JESUS CAN CHANGE THINGS FOR THE BETTER.

1

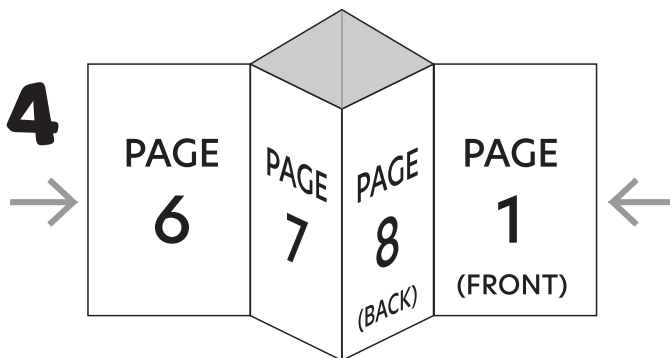
Fold paper on all lines then open.

2


Fold paper in half, then cut along the dotted line as shown above.

3

Open and fold lengthwise.

4

Push in on both ends.

5

Fold the book and close.